

EuroHealth Consumer Index 2016

For more info please visit:
www.healthpowerhouse.com

Euro Health Consumer Index at a glance:

Winner: Netherlands
Runner-up: Switzerland
Third place: Norway




Sub-disciplines:

Patient rights and information: Norway

Accessibility: Belgium, FYR Macedonia, Switzerland
Outcomes : Finland, Iceland, Germany, NL, Norway, Switzerland
Range and reach of services: Netherlands, Sweden

Prevention : Norway

Pharmaceuticals : France, Germany, Ireland, NL, Switzerland

-  = Good (3)
-  = Intermediary (2)
-  = Not-so-good (1)
- n.a. = data not available (1)
- n.ap. = not applicable (2)
-  = abortion illegal/restricted

Indicators *not* shaded in light Green have not been updated since the EHCI 2015, or have had limited updates primarily based on feedback from national bodies.

Indicator 3.x is not included in

For more info please visit:
www.healthpowerhouse.com

Sub-discipline	Indicator	Albania	Austria	Belgium	Bulgaria	Croatia	Cyprus	Czech Republic	Denmark	Estonia	Finland	France	FYR Macedonia	Germany	Greece	Hungary	Iceland	Ireland	Italy	Latvia	Lithuania	Luxembourg	Malta	Montenegro	Netherlands	Norway	Poland	Portugal	Romania	Serbia	Slovakia	Slovenia	Spain	Sweden	Switzerland	United Kingdom				
1. Patient rights and information	1.1 Healthcare law based on Patients' Rights																																							
	1.2 Patient organisations in decision making																																							
	1.3 No-fault malpractice insurance																																							
	1.4 Right to second opinion																																							
	1.5 Access to own medical record																																							
	1.6 Registry of <i>bona fide</i> doctors																																							
	1.7 Web or 24/7 telephone interactive HC info																																							
	1.8 Cross-border care financed from home	n.ap.												n.ap.	n.ap.																									n.ap.
	1.9 Provider catalogue with quality ranking																																							
	1.10 EPR penetration																																							
	1.11 On-line booking of appointments?																																							
	1.12 e-prescriptions																																							
	Subdiscipline weighted score		73	108	104	66	108	73	87	111	108	108	90	118	104	63	73	115	80	83	87	97	101	80	63	122	125	66	108	80	111	97	104	87	104	111	108			
2. Accessibility (waiting times for treatment)	2.1 Family doctor same day access																																							
	2.2 Direct access to specialist																																							
	2.3 Major elective surgery <90 days																																							
	2.4 Cancer therapy < 21 days																																							
	2.5 CT scan < 7days																																							
	2.6 A&E waiting times																																							
	Subdiscipline weighted score		163	200	225	150	175	125	213	150	163	150	188	225	188	125	125	163	100	138	113	175	200	163	113	200	138	100	150	150	188	163	125	113	100	225	100			
3. Outcomes	3.1 Decrease of CVD deaths																																							
	3.2 Decrease of stroke deaths																																							
	3.3 Infant deaths																																							
	3.4 Cancer survival																																							
	3.5 Potential Years of Life Lost																																							
	3.6 MRSA infections																																							
	3.7 Abortion rates																																							
	3.8 Depression																																							
	3.x COPD mortality																																							
Subdiscipline weighted score		175	238	250	150	188	213	238	275	238	288	263	138	288	213	163	288	250	225	188	163	263	188	175	288	288	188	250	125	163	175	263	238	275	288	250				
4. Range and reach of services provided	4.1 Equity of healthcare systems																																							
	4.2 Cataract operations per 100 000 age 65+	n.a.																																						