

EuroHealth Consumer Index 2015

For more info please visit:
www.healthpowerhouse.com

Euro Health Consumer Index at a glance:

Winner: Netherlands
Runner-up: Switzerland
Third place: Norway

Sub-disciplines:





Patient rights and information:
The Netherlands, Norway

Accessibility:
Belgium, Switzerland

Outcomes :
Iceland, Netherlands, Norway, Switzerland
Range and reach of services
Netherlands, Sweden

Prevention :
Norway

Pharmaceuticals :
Finland, Germany, Ireland, NL

 = Good (3)
 = Intermediary (2)
 = Not-so-good (1)
n.a. = data not available (1)
n.ap. = not applicable (2)
 = abortion illegal/restricted

Sub-discipline	Indicator	Albania	Austria	Belgium	Bulgaria	Croatia	Cyprus	Czech Republic	Denmark	Estonia	Finland	France	FYR Macedonia	Germany	Greece	Hungary	Iceland	Ireland	Italy	Latvia	Lithuania	Luxembourg	Malta	Montenegro	Netherlands	Norway	Poland	Portugal	Romania	Serbia	Slovakia	Slovenia	Spain	Sweden	Switzerland	United Kingdom	
1. Patient rights and information	1.1 Healthcare law based on Patients' Rights																							n.a.													
	1.2 Patient organisation involvement																																				
	1.3 No-fault malpractice insurance																								n.a.												
	1.4 Right to second opinion																																				
	1.5 Access to own medical record																																				
	1.6 Registry of bona fide doctors																																				
	1.7 Web or 24/7 telephone HC info																																				
	1.8 Cross-border care seeking freely allowed	n.ap.												n.ap.				n.ap.							n.ap.		n.ap.				n.ap.					n.ap.	
	1.9 Provider catalogue with quality ranking																	n.ap.																			
	1.10 EPR penetration																								n.a.												
	1.11 On-line booking of appointments?																																				
	1.12 e-prescriptions																																				
Subdiscipline weighted score		88	121	117	75	129	88	96	133	129	129	113	142	125	75	88	133	96	96	104	125	121	92	75	146	146	79	129	96	104	113	121	104	125	133	129	
2. Accessibility (waiting times for treatment)	2.1 Family doctor same day access																																				
	2.2 Direct access to specialist																																				
	2.3 Major elective surgery <90 days																																				
	2.4 Cancer therapy < 21 days																																				
	2.5 CT scan < 7days																																				
	2.6 A&E waiting times																																				
Subdiscipline weighted score		163	188	225	150	175	125	213	138	163	150	188	213	188	125	125	163	100	138	113	175	200	163	113	200	138	100	125	150	138	163	125	113	100	225	100	
3. Outcomes	3.1 Decrease of CVD deaths																																				
	3.2 Decrease of stroke deaths																																				
	3.3 Infant deaths																																				
	3.4 Cancer survival																																				
	3.5 Potential Years of Life Lost																																				
	3.6 MRSA infections																																				
	3.7 Abortion rates																																				
	3.8 Depression																																				
Subdiscipline weighted score		125	188	198	125	156	177	177	219	188	229	208	104	229	167	125	240	208	188	146	135	219	135	135	240	240	146	188	104	125	135	208	198	229	240	188	
4. Range and reach of services provided	4.1 Equity of healthcare systems																																				
	4.2 Cataract operations per 100 000 age 65+	n.a.																																			

